

COPYWORLD ADELAIDE HILLS RALLY

COPYWORLD
TOSHIBA



EROAD

ARC
AUSTRALIAN RALLY
CHAMPIONSHIP

ROUND 5 EROAD AUSTRALIAN
RALLY CHAMPIONSHIP

3-5 OCTOBER 2025

UME.COOL/2025-AHR

Date: 1/10/2025 Time: 2130hrs

Subject: Copyworld Adelaide Hills Rally BULLETIN NO: 2

From: The Clerk of the Course
To: All competitors / crew members
Number of pages: 2
Attachments: 1
Approved: Motorsport Australia Stewards 1/10/2025

Article 4 Officials of the Rally

Motorsport Australia Official

ARC Safety Delegate ~~Michael Wallace~~ replaced by Belinda Howard

ARTICLE 12 SCRUTINEERING

F) Thursday evening scrutineering schedule

1700hrs-1730hrs – Cars 1, 3 and 7

1730hrs-1810hrs – Cars 2, 4, 6 and 10

1820hrs – 1900hrs – Cars 9, 12, 14 and 18

1900hrs – 1930hrs – Cars 5, 8 and 13

1930hrs – 2000hrs – Cars 15, 16 and 17

2000hrs – 2030hrs – Cars 20, 23 and 24

2030hrs -2100hrs – Course Cars and Represents

ARTICLE 21 EVENT SPECIFIC REGULATIONS

E) Reminder about the start of daylight savings in South Australia on Sunday Morning at 2am. Remember you lose an hour overnight, so don't be an hour late to get your car out of Park Ferme on Sunday morning.

REGULARITY STAGE TIMES for Round 3 SARS





SS1 & SS4	Retreat Valley	6min 25seconds
SS2 & SS5	Kenton Valley	5min 10seconds
SS5 & SS6	Charligate	8min 44seconds
SS7 & SS9	Bugle Ranges	6min 02seconds
SS8 & SS10	Wattle Flat	8min 49seconds
SS11 & SS13	Clarendon	7min 31seconds
SS12 & SS14	Kuitpo	13min 20seconds
SS15 & SS17	Red Creek	9min 46seconds
SS16 & SS18	Back Callington	3min 13seconds

Michael Clements

Clerk of the Course

ATTACHMENT 1

ITINERARY

				ADELAIDE HILLS RALLY 2025					
START		Saturday 4th October 2025				(sunrise 0547hrs sunset 1819hrs)			
TC	Location	SS	Liaison	Total	Time	1st Car			
SS		Dist	Dist	Dist	Allowed	Due			
	Tech Zone					7:00			
0	Start					7:15			
1			31.55	31.55	0:40	7:55			
SS1	Retreat Valley 1	7.49				7:58			
2			14.93	22.42	0:25	8:23			
SS2	Kenton Valley 1	6.03				8:26			
3			7.34	13.37	0:15	8:41			
SS3	Charligate 1	10.18				8:44			
3A	Service In		22.58	32.76	0:38	9:22			
	Service A (Mt Barker)	23.70	76.40	100.10	0:25				
RZ 1	Refuel (Mt Barker) Distance to next refuel	(23.70)	(76.40)	(100.10)					
3B	Service Out/Regroup In					9:47			
	Regroup				0:10				
3C	Regroup Out					9:57			
4			31.55	31.55	0:40	10:37			
SS4	Retreat Valley 2	7.49				10:40			
5			14.93	22.42	0:25	11:05			
SS5	Kenton Valley 2	6.03				11:08			
6			7.34	13.37	0:15	11:23			
SS6	Charligate 2	10.18				11:26			
6A	Flexi Service In		22.58	32.76	0:38	12:04			
6B	Flexi Service Out/Service In	Note: Crews have a maximum of 10 mins to move their car into service from holding area			0:10				
	Service B (Mt Barker)	23.70	76.40	100.10	0:30				
RZ 2	Refuel (Mt Barker) Distance to next refuel	(17.32)	(48.84)	(66.16)					
6C	Service Out/Regroup In					12:44			
	Regroup				0:10				
6D	Regroup Out					12:54			
7			12.04	12.04	0:17	13:11			
SS7	Bugle Ranges 1	7.04				13:14			
8			25.58	32.62	0:36	13:50			
SS8	Wattle Flat 1	10.28				13:53			
8A	Remote Tyre Change In		11.22	21.50	0:24	14:17			
	Remote Service (Strathalbyn)	17.32	48.84	66.16	0:15				
RZ 3	Remote Refuel Distance to next refuel	(17.32)	(48.84)	(66.16)					
8B	Remote Service Out/Regroup In					14:32			
	Regroup				0:30				
8C	Regroup Out (Strathalbyn)					15:02			
9			18.25	18.25	0:25	15:27			
SS9	Bugle Ranges 2	7.04				15:30			
10			25.58	32.62	0:36	16:06			
SS10	Wattle Flat 2	10.28				16:09			
10A	Flexi Service In		33.74	44.02	0:50	16:59			
10B	Flexi Service Out/Service In	Note: Crews have a maximum of 60 mins to move their car into service from holding area			1:00				
	Service D (Mt Barker 2 hours)	17.32	77.57	94.89	2:00			E	
RZ 4	Refuel Mt Barker Distance to next refuel	(0.00)	(0.50)	(0.50)					
10C	Service Out/Parc Ferme In					18:59		E	
	Lastest time for vehicles to enter overnight Parc Ferme is					23:00			
Totals		82.04	279.21	361.25					

START Sunday 5th October 2025 (sunrise 0645hrs sunset 1920hrs)

TC SS	Location	SS Dist	Liaison Dist	Total Dist	Time Allowed	Car 1	
10D	Parc Fereme' Out/Service In					7:00	
	Service E (Mt Barker)				0:25		
RZ 5	Refuel (Mt Barker) <i>Distance to next refuel</i>	(24.31)	(87.23)	(111.54)			
10E	Service Out					7:25	
11			27.55	27.55	0:35	8:00	
SS11	Clarendon 1	8.76				8:03	
12			30.24	39.00	0:42	8:45	
SS12	Kuitpo 1	15.55				8:48	
12A	Service In		29.44	44.99	0:50	9:38	
	Service F (Mt Barker)	24.31	87.23	111.54	0:25		
RZ 6	Refuel (Mt Barker) <i>Distance to next refuel</i>	(24.31)	(87.23)	(111.54)			
12B	Service Out/Regroup In					10:03	
	Regroup				0:15		
12C	Regroup Out					10:18	
13			27.55	27.55	0:35	10:53	
SS13	Clarendon 2	8.76				10:56	
14			30.24	39.00	0:42	11:38	
SS14	Kuitpo 2	15.55				11:41	
14A	Flexi Service In		29.44	44.99	0:50	12:31	
14B	Flexi Service OUT/Service IN	<small>Note: Crews have a maximum of 10 mins to move their car into service from holding area</small>			0:10	12:41	
	Service G (Mt Barker)	24.31	87.23	111.54	0:35		
RZ 7	Refuel (Mt Barker) <i>Distance to next refuel</i>	(15.15)	(36.70)	(51.85)			
14C	Service Out/Regroup In					13:16	
	Regroup				0:15		
14D	Regroup Out					13:31	
15			8.40	8.40	0:12	13:43	
SS15	Red Creek 1	11.40				13:46	
16			15.89	27.29	0:30	14:16	
SS16	Callington Back 1	3.75				14:19	
16A	Service In		12.41	16.16	0:18	14:37	
	Service H (Mt Barker)	15.15	36.70	51.85	0:40		
RZ 8	Refuel (Mt Barker) <i>Distance to next refuel</i>	(15.15)	(36.70)	(51.85)			
16B	Service Out/Regroup In					15:17	
	Regroup (Reverse Top 10)				0:35		
16C	Regroup Out					15:52	
17			8.40	8.40	0:12	16:04	
SS17	Red Creek 2	11.40				16:07	
18			15.89	27.29	0:30	16:37	
SS18	Power Stage	3.75				16:40	
18A	End of Event Parc Ferme In		12.41	16.16	0:20	17:00	E
	Finish	(15.15)	(36.70)	(51.85)			
	Podium						
Totals		78.92	247.86	326.78			

Summary:

	SS	Liaison	Total	%
Saturday 4 October	82.04	279.21	361.25	22.7
Sunday 5 October	78.92	247.86	326.78	24.2
Totals	160.96	527.07	688.03	23.4